

儿童主日学

教师培训



深入孩子内心 构建圣经真理

诗 145:3-4

学生版

儿童主日学：教师培训

Sunday School: Teacher Training

第 1 课：主日学老师的职责 (Lesson 1: The Sunday School Teacher's Role)

第 2 课：主日学老师的任职资格 (Lesson 2: The Qualifications of a Sunday School Teacher)

第 3 课：教学以外——建立关系 (Lesson 3: Beyond Teaching – Building Relationships)

第 4 课：在一切背后的那一位：依靠圣灵 (Lesson 4: The Person Behind It All: Relying upon the Holy Spirit)

第 5 课：备课与教学 (Lesson 5: Preparing and Teaching Your Lesson)

第 6 课：课堂纪律 (Lesson 5: Classroom Discipline)

第 7 课：自己研读圣经（上） (Lesson 6: Studying the Bible for Yourself, part 1)

第 8 课：自己研读圣经（下） (Lesson 7: Studying the Bible for Yourself, part 2)

第 9 课：使用《恩典的传承》课程 (Lesson 8: Using Generations of Grace Curriculum)

附录

1. 《马太福音》8 章至 9 章 Matthew 8-9
2. 《恩典的传承》耶稣生平第 9 课：耶稣赦罪 Generations of Grace Life of Christ Lesson 9
3. 我应当惧怕谁？为童书中的但以理“正名” Whom Shall I Fear? Rescuing Daniel from the Children's Books

Sunday School Teacher Training

Outline and Discussion Questions

Lesson 1: The Sunday School Teacher's Role

Common Concepts

1. Babysitter
2. Performer
3. Bible Professor
4. Behavior Modification Expert
5. Most important spiritual influence

What the Bible Teaches About Children

1. Children are valued by Jesus (Matthew 19:14-15)
2. Children are born sinful (Psalm 51:5; Romans 3:23; Hebrews 11:6)
3. Children are able to receive instruction (Deuteronomy 11:18-19; 2 Timothy 3:15)
4. Children can respond to God (Psalm 78:1-7; Matthew 21:8, 15-16)
5. Parents are primarily responsible for the spiritual upbringing of their children (Ephesians 6:1-4)

Discussion Questions

1. This lesson discussed five common concepts of the Sunday School Teacher's Role. Which of these do you think most frequently represents your thinking? How should your thinking change?
2. Each of these common concepts of a Sunday school teacher is partly correct. In what way are they partly accurate, and yet where do they all err in accurately describing the role of a Sunday School teacher?
3. How much can a child understand about God and the Bible? How should this affect what we do with them in Sunday School?
4. What is the difference between desiring the change in a child's behavior and desiring change in a child's heart? How will that affect the way we teach them?
5. Since parents are primarily responsible for teaching their children, what role can the Sunday school teacher play in the lives of his students?

Sunday School Teacher Training

Outline and Discussion Questions

Lesson 2: The Qualifications of a Sunday School Teacher

Stern Warnings

- James 3:1
- Matthew 18:6

What Jesus taught	How Jesus lived
Matthew 20:25-26	John 13:2-15
Matthew 5:44	Luke 23:33-34
Matthew 6:25-26, 33-34	Luke 9:58; John 4:31-34
Matthew 6:5-6	Mark 1:35-37

Living as an Example

- The example of Paul (Philippians 3:17; 1 Timothy 4:12)
- The example of Peter (1 Peter 5:3)

Questions to ask yourself to evaluate whether or not you are qualified to become a Sunday school teacher:

- Are you committed to daily devotions, prayer, and the studying of Scripture?
- Are you actively overcoming sin?
- Are you giving to the work of the ministry generously and sacrificially?
- Do you worship regularly with the church?
- Are you an exemplary leader for our children to emulate as you imitate Christ?

- Being an example of godliness

Discussion Questions

1. Review the stern warnings given in James 3:1 and Matthew 18:6. When you consider these warnings, how does that affect your emotions? What is the right response to these warnings?
2. If the children hear you teach about the Bible and yet do not see you living in obedience to God's Word, how will it affect them?
3. Why is being a good example so important for teachers? Will children remember every lesson that you taught them? Will they remember your attitude in class and toward them?
4. What are some ways that you can be a good example to the children in class? How can you be a good example outside of class?

Sunday School Teacher Training

Outline and Discussion Questions

Lesson 3: Beyond Teaching – Building Relationships

Why is building a relationship with students important?

1. Demonstrates of the love of Christ
2. Helps you to know them
3. Allows you to know their hearts
4. Prepares them to listen to you

Characteristics of Children

1. Immature **physically**
 - Therefore:
2. Immature **socially**
 - Therefore:
3. Immature **emotionally**
 - Therefore:
4. Various **knowledge** maturity levels
 - Therefore:
5. Various **spiritual** maturity levels
 - Therefore:

How to Know Your Students

1. Listen
2. Observe
3. Show Interest
4. Spend Time

Discussion Questions

1. Do you think it makes a difference to the children in Sunday School class if their teacher is interested in them? Why?
2. Does it help for a pastor to know the needs of the congregation? Why? Is this the same for Sunday School teachers? Give examples.
3. How is teaching children different from teaching adults? How is it the same?
4. Give some practical ways that you can get to know the children in Sunday School.

Sunday School Teacher Training

Outline and Discussion Questions

Lesson 4: The Person Behind It All: Relying upon the Holy Spirit

Who is the Holy Spirit?

o John 16:7

1. The Holy Spirit convicts of sin (John 16:8).
2. The Holy Spirit illuminates God's Word (1 Corinthians 2:11-14).
3. The Holy Spirit regenerates our hearts (John 3:5; Titus 3:5).
4. The Holy Spirit indwells believers (1 Corinthians 6:19; Romans 8:9)
5. The Holy Spirit prays for us (Romans 8:26-27).
6. The Holy Spirit causes us to bear fruit (Galatians 5:22-23).
7. The Holy Spirit gives spiritual gifts (1 Corinthians 12:4-11).

Prayer as an Act of Dependence

Matthew 6:9-13	Our Father in heaven, may your name be honored in my Sunday school class. I pray that you would teach my students to do your will, just as it is done in heaven. Provide for each of their physical needs this week, and provide them with teaching from your Word as well. Help my students to show mercy and forgiveness to people who wrong them, and please forgive their sins. You know that there are many temptations for my students to sin. Please give them strength when they are tempted and protect them from all that is evil.
Ephesians 1:16-19	Thank you for each of my students, Lord. Thank you that I can be their teacher. Help me to teach them according to the wisdom and revelation of your word. Please give them the Spirit of wisdom to understand and grow in the knowledge of you. Enlighten the eyes of their hearts so that they may know the gospel and what riches await them in heaven if they trust in you. Show them how powerful and great you are in the lives of those who believe.

Prayer in the Classroom

1. Write out a prayer list
2. Make a prayer box
3. Pray in class
4. Find prayer partners

Philippians 4:6-7

Discussion Questions

1. What is it foolish to rely on yourself to make change in the hearts of the children in Sunday School?
2. How do you demonstrate your dependence on the Holy Spirit? How can you improve in this area?
3. Read Philippians 1:9-11 and Colossians 1:9-12. For each passage, write out how you can pray these passages for the children in Sunday School.
4. What do you think are the best ways to include prayer as a part of the Sunday School time?

Sunday School Teacher Training

Outline and Discussion Questions

Lesson 5: Preparing and Teaching the Lesson

Preparing to Teach

1. Study the Passage
 - Observe
 - Interpret
 - Apply
2. Consult curriculum
3. Use your Bible!
4. Write out the Bible story
5. Consider how you can involve your students
 - Use visual aids
 - Ask questions
 - Dramatize the story

Preparing the Lesson

1. Overall Lesson Schedule
 - Example:
 - 10:00 Prayer
 - 10:10 Review/Memory Verse
 - 10:15 Opening Activity
 - 10:20 Bible Content
 - 10:40 Snack/Discussion
 - 10:55 Response Activity/Memory Verse
 - 11:15 Class dismissed
 - a) Prayer
 - “Thank you God for...”
 - “Forgive me God for...”
 - b) Review
 - Game
 - Summary
 - Bible verse memory
 - c) Opening Activity

John 2: *On the third day there was a wedding at Cana in Galilee, and the mother of Jesus was there. ² Jesus also was invited to the wedding with his disciples. ³ When the wine ran out, the mother of Jesus said to him, “They have no wine.” ⁴ And Jesus said to her, “Woman, what does this have to do with me? My hour has not yet come.” ⁵ His mother said to the servants, “Do whatever he tells you.”*

⁶ Now there were six stone water jars there for the Jewish rites of purification, each holding twenty or thirty gallons. ⁷ Jesus said to the servants, “Fill the jars with water.” And they filled them up to the brim. ⁸ And he said to them, “Now draw some out and take it to the master of the feast.” So they took it. ⁹ When the master of the feast tasted the water now become wine, and did not know where it came from (though the servants who had drawn the water knew), the master of the feast called the bridegroom ¹⁰ and said to him, “Everyone serves the good wine first, and when people have drunk freely, then the poor wine. But you have kept the good wine until now.” ¹¹ This, the first of his signs, Jesus did at Cana in Galilee, and manifested his glory. And his disciples believed in him.

Sunday School Teacher Training

Outline and Discussion Questions

- Ask a discussion question
 - Use an object lesson
 - Share a story
 - Organize a brief activity
- d) Bible Content
- e) Snack/Discussion
- Retelling
 - Picture Review
 - Simple Q &A
 - Pray
 - Get to know your students
- f) Response Activity
- Project or Craft
 - Drawing a scene
 - Worksheet
 - Game
 - Drama

Back Up Plans

- “Pretend you are the teacher”
- Songs
- Jump rope or outdoor play
- Game
- Listen to music
- Read from Bible story books
- Free time drawing or folding paper

Using Time Effectively

- Prepare materials: notes, Bible, props, craft materials, snack...
- Get to church early
- Remember your goals: building relationships and communicating God’s truth.
- Learn from your mistakes

Sunday School Teacher Training

Outline and Discussion Questions

Lesson 6: Classroom Discipline

Prevention of Classroom Discipline Problems

- Depending on the Holy Spirit by coming to him in prayer for your class time.
- Getting to know your students.
- Planning ahead and having your lesson plans and materials ready.
- Planning an interesting and appealing lesson.

Developing a Discipline Plan

1. Respect God and His Word
2. Obey your teachers
3. Be kind to others
4. Use things that do not belong to you carefully

Introducing Classroom Rules

Discipline Steps

- A look
- A touch
- A word
- A consequence
 1. Move the student to a different seat.
 2. Take something away from the student (an object or a privilege).
 3. Do not allow the student to participate in an activity.
 4. Temporarily remove the student from the classroom. Have them sit outside with another teacher to talk about what needs to change.
 5. Any of the above AND talk to the parents after class.
 6. Take the student back to his parents and tell them about the problem.
 7. Ask the parents to keep their child out of Sunday school the following week.

Discussion Questions

1. What steps can you take to try to minimize the behavior problems of children in your class? How can you arrange the classroom to minimize distractions?
2. Why is it important to clearly communicate the class rules to the children?
3. What are some examples of behavior problems in the classroom? How can the teacher handle these problems?

Sunday School Teacher Training

Outline and Discussion Questions

Lesson 7: Studying the Bible for Yourself (part 1)

Foundation: Life-changing truth is found in Scripture

- Hebrews 4:12
- 2 Timothy 2:15
- Ezra 7:10

Three Steps in Faithful Bible Study

- Observation
- Interpretation
- Application

Step 1: Observation of the Text

1. Observation Step #1: Read the surrounding passages
2. Observation Step #2: Determine the main purpose of the book (www.yanjingongju.com)
3. Observation Step #3: Examine the text
 - **WHO?** Who are the people in the passage? How are they described? What is said about them? What characteristics are given?
 - **WHERE?** This question seeks to identify the geographical setting of the passage. What locations are identified? What towns or regions are named. Where are the characters of the passage? Where did they come from? Where are they going?
 - **WHAT?** What is happening? What is being described? What is being emphasized or de-emphasized? What is being affirmed or denied? What is being praised or condemned?

Discussion Questions

1. Explain the importance of studying the Bible thoroughly before teaching it to the children.
2. Using Matthew 9:2-8, take the following steps:
 - Read the passage twice.
 - Observation step 1: Read the context. What occurred in the previous chapter?
 - Observation step 2: Determine the purpose of the book. Why did Luke write the gospel of Luke? Now what is the main purpose of this passage? How does it fit in with the theme of the book?
 - Observation step 3: Examine the text. What details do you notice in the passage? Answer some of the questions of: Who? Where? and What?

Sunday School Teacher Training

Outline and Discussion Questions

Lesson 8: Studying the Bible for Yourself (part 2)

Step 2: Interpretation of the Text

1. Interpretation Step #1 – Consider the context
2. Interpretation Step #2 – Recognize difference between description and prescription
3. Interpretation Step #3 – Determine the theological purpose
 - The use of editorial comments
 - The use of summary statements
 - Interpreting narratives literally, not allegorically
 - Find the timeless truth the author is seeking to communicate.
 - What does this narrative reveal about the **character of God**?
 - What does this narrative teach about the **human condition**?
 - What does this narrative say about **how God relates to mankind**?
 - What does this narrative contribute to **God's plan of redemption**?
 - What does this narrative reveal about **God's eternal purposes**?
 - What does this narrative reveal about **living to the glory of God**?

Step 3: Application of the Text

- James 1:22-25

Discussion Questions

1. Is the goal of the Sunday School teacher to teach a Bible story or is teaching a Bible story just the starting point? What is the goal of the Sunday school teacher?
2. What is the difference between description and prescription? If a passage is description, does it still contain theological truth that affects our lives? How?
3. In Matthew 9:2-8, consider what theological truth the author is seeking to communicate.
 - What does this passage teach about God (Jesus)?
 - What does this passage teach about the human condition?
 - What does this passage teach about how God relates to mankind?
 - What does this narrative contribute to God's plan of redemption?
4. What application should be made from this passage?

Sunday School Teacher Training

Outline and Discussion Questions

Lesson 9: Using Generations of Grace Curriculum

Generations of Grace Philosophy

How to Use Generations of Grace

1. Sustaining personal devotion to the Lord
2. Cultivating love for your students
3. Preparing adequately for your class time

Key Sections of Generations of Grace

1. Lesson Overview
2. Teacher Planning Sheet
3. Prepare with the Truth
4. Point to the Truth
5. Proclaim the Truth
6. Practice the Truth
7. Coloring Sheets
8. LOQS – lead-off questions
 - Why use LOQs?
 - How to use LOQs?

Discussion Questions

1. Look at the Generations of Grace Lesson Overview page for Matthew 9:2-8. How does your study of Matthew 9:2-8 compare with the Lesson Goal and Application from the Generations of Grace material?
2. Quickly scan the Lead-off Questions in the Bible Lesson and then read the Summary and Application sections. What truth will you want to communicate to the children in this lesson? What application will you encourage them to make?
3. Read through the activities associated with this lesson. Which activities would you choose to use if you were teaching this lesson? Why?
4. Look through the craft pages and worksheets from this lesson. How do these help the children remember this Bible story and help to communicate the main point of this lesson?

Matthew 8-9 (ESV)

8 When he came down from the mountain, great crowds followed him.² And behold, a leper^[a] came to him and knelt before him, saying, "Lord, if you will, you can make me clean." ³ And Jesus^[b] stretched out his hand and touched him, saying, "I will; be clean." And immediately his leprosy was cleansed. ⁴ And Jesus said to him, "See that you say nothing to anyone, but go, show yourself to the priest and offer the gift that Moses commanded, for a proof to them."

⁵ When he had entered Capernaum, a centurion came forward to him, appealing to him, ⁶ "Lord, my servant is lying paralyzed at home, suffering terribly." ⁷ And he said to him, "I will come and heal him." ⁸ But the centurion replied, "Lord, I am not worthy to have you come under my roof, but only say the word, and my servant will be healed. ⁹ For I too am a man under authority, with soldiers under me. And I say to one, 'Go,' and he goes, and to another, 'Come,' and he comes, and to my servant,^[c] 'Do this,' and he does it." ¹⁰ When Jesus heard this, he marveled and said to those who followed him, "Truly, I tell you, with no one in Israel^[d] have I found such faith. ¹¹ I tell you, many will come from east and west and recline at table with Abraham, Isaac, and Jacob in the kingdom of heaven, ¹² while the sons of the kingdom will be thrown into the outer darkness. In that place there will be weeping and gnashing of teeth." ¹³ And to the centurion Jesus said, "Go; let it be done for you as you have believed." And the servant was healed at that very moment.

¹⁴ And when Jesus entered Peter's house, he saw his mother-in-law lying sick with a fever. ¹⁵ He touched her hand, and the fever left her, and she rose and began to serve him. ¹⁶ That evening they brought to him many who were oppressed by demons, and he cast out the spirits with a word and healed all who were sick. ¹⁷ This was to fulfill what was spoken by the prophet Isaiah: "He took our illnesses and bore our diseases."

¹⁸ Now when Jesus saw a crowd around him, he gave orders to go over to the other side. ¹⁹ And a scribe came up and said to him, "Teacher, I will follow you wherever you go." ²⁰ And Jesus said to him, "Foxes have holes, and birds of the air have nests, but the Son of Man has nowhere to lay his head." ²¹ Another of the disciples said to him, "Lord, let me first go and bury my father." ²² And Jesus said to him, "Follow me, and leave the dead to bury their own dead."

²³And when he got into the boat, his disciples followed him. ²⁴And behold, there arose a great storm on the sea, so that the boat was being swamped by the waves; but he was asleep. ²⁵And they went and woke him, saying, "Save us, Lord; we are perishing." ²⁶And he said to them, "Why are you afraid, O you of little faith?" Then he rose and rebuked the winds and the sea, and there was a great calm. ²⁷And the men marveled, saying, "What sort of man is this, that even winds and sea obey him?"

²⁸And when he came to the other side, to the country of the Gadarenes,^[e] two demon-possessed^[f] men met him, coming out of the tombs, so fierce that no one could pass that way. ²⁹And behold, they cried out, "What have you to do with us, O Son of God? Have you come here to torment us before the time?" ³⁰Now a herd of many pigs was feeding at some distance from them. ³¹And the demons begged him, saying, "If you cast us out, send us away into the herd of pigs." ³²And he said to them, "Go." So they came out and went into the pigs, and behold, the whole herd rushed down the steep bank into the sea and drowned in the waters. ³³The herdsmen fled, and going into the city they told everything, especially what had happened to the demon-possessed men.³⁴And behold, all the city came out to meet Jesus, and when they saw him, they begged him to leave their region.

9 And getting into a boat he crossed over and came to his own city.²And behold, some people brought to him a paralytic, lying on a bed. And when Jesus saw their faith, he said to the paralytic, "Take heart, my son; your sins are forgiven." ³And behold, some of the scribes said to themselves, "This man is blaspheming." ⁴But Jesus, knowing^[g] their thoughts, said, "Why do you think evil in your hearts? ⁵For which is easier, to say, 'Your sins are forgiven,' or to say, 'Rise and walk'? ⁶But that you may know that the Son of Man has authority on earth to forgive sins"—he then said to the paralytic—"Rise, pick up your bed and go home." ⁷And he rose and went home. ⁸When the crowds saw it, they were afraid, and they glorified God, who had given such authority to men.

⁹As Jesus passed on from there, he saw a man called Matthew sitting at the tax booth, and he said to him, "Follow me." And he rose and followed him.

¹⁰And as Jesus^[b] reclined at table in the house, behold, many tax collectors and sinners came and were reclining with Jesus and his disciples. ¹¹And when the Pharisees saw this, they said to his disciples, "Why does your teacher eat with tax collectors and sinners?" ¹²But when he heard it, he said, "Those who are well have no need of a physician, but those who are sick. ¹³Go and learn what this means: 'I desire mercy, and not sacrifice.' For I came not to call the righteous, but sinners."

¹⁴Then the disciples of John came to him, saying, "Why do we and the Pharisees fast,^[c] but your disciples do not fast?" ¹⁵And Jesus said to them, "Can the wedding guests mourn as long as the bridegroom is with them? The days will come when the bridegroom is taken away from them, and then they will fast. ¹⁶No one puts a piece of unshrunk cloth on an old garment, for the patch tears away from the garment, and a worse tear is made. ¹⁷Neither is new wine put into old wineskins. If it is, the skins burst and the wine is spilled and the skins are destroyed. But new wine is put into fresh wineskins, and so both are preserved."

¹⁸While he was saying these things to them, behold, a ruler came in and knelt before him, saying, "My daughter has just died, but come and lay your hand on her, and she will live." ¹⁹And Jesus rose and followed him, with his disciples. ²⁰And behold, a woman who had suffered from a discharge of blood for twelve years came up behind him and touched the fringe of his garment, ²¹for she said to herself, "If I only touch his garment, I will be made well." ²²Jesus turned, and seeing her he said, "Take heart, daughter; your faith has made you well." And instantly^[d] the woman was made well. ²³And when Jesus came to the ruler's house and saw the flute players and the crowd making a commotion, ²⁴he said, "Go away, for the girl is not dead but sleeping." And they laughed at him.²⁵But when the crowd had been put outside, he went in and took her by the hand, and the girl arose. ²⁶And the report of this went through all that district.

²⁷And as Jesus passed on from there, two blind men followed him, crying aloud, "Have mercy on us, Son of David." ²⁸When he entered the house, the blind men came to him, and Jesus said to them, "Do you believe that I am able to do this?" They said to him, "Yes, Lord." ²⁹Then he touched their eyes, saying, "According to your faith be it done to you." ³⁰And their eyes were opened. And Jesus sternly warned them, "See that no one

knows about it." ³¹ But they went away and spread his fame through all that district.

³² As they were going away, behold, a demon-oppressed man who was mute was brought to him. ³³ And when the demon had been cast out, the mute man spoke. And the crowds marveled, saying, "Never was anything like this seen in Israel." ³⁴ But the Pharisees said, "He casts out demons by the prince of demons."

³⁵ And Jesus went throughout all the cities and villages, teaching in their synagogues and proclaiming the gospel of the kingdom and healing every disease and every affliction. ³⁶ When he saw the crowds, he had compassion for them, because they were harassed and helpless, like sheep without a shepherd. ³⁷ Then he said to his disciples, "The harvest is plentiful, but the laborers are few; ³⁸ therefore pray earnestly to the Lord of the harvest to send out laborers into his harvest."

Footnotes:

- a. [Matthew 8:2](#) *Leprosy* was a term for several skin diseases; see [Leviticus 13](#)
- b. [Matthew 8:3](#) Greek *he*
- c. [Matthew 8:9](#) Or *bondservant*
- d. [Matthew 8:10](#) Some manuscripts *not even in Israel*
- e. [Matthew 8:28](#) Some manuscripts *Gergesenes*; some *Gerasenes*
- f. [Matthew 8:28](#) Greek *daimonizomai* (demonized); also verse [33](#); elsewhere rendered *oppressed by demons*
- g. [Matthew 9:4](#) Some manuscripts *perceiving*
- h. [Matthew 9:10](#) Greek *he*
- i. [Matthew 9:14](#) Some manuscripts add *much*, or *often*
- j. [Matthew 9:22](#) Greek *from that hour*

English Standard Version (ESV)

The Holy Bible, English Standard Version. ESV® Permanent Text Edition® (2016). Copyright © 2001 by [Crossway Bibles](#), a publishing ministry of [Good News Publishers](#).



Jesus Forgives Sin

Matthew 9:2–8



LESSON GOAL

The student will understand that he or she must turn to Jesus for forgiveness of sin.

LESSON OBJECTIVES

The student will be able to:

- Describe how the paralytic was brought to Jesus.
- Explain why the scribes accused Jesus of blasphemy.
- Analyze how Jesus' healing proved His authority to forgive.
- Tell why the people glorified God after seeing the miracle.

KEY VERSE

“‘But that you may know that the Son of Man has power on earth to forgive sins’ —then He said to the paralytic, ‘Arise, take up your bed, and go to your house.’”

—Matthew 9:6

APPLICATION

- Trust in Jesus to forgive your sins.
- Take off the sin which God forgave you of and put on righteousness.
- Glorify God who gave Jesus the authority to forgive.
- Rejoice that when you are forgiven God has chosen to never bring up that sin again.

NEXT WEEK

Jesus Has Power over Disease and Death

Matthew 9:18–26

Symbol Key



Craft



Memory Verse



Object Lesson



Game



Visual Aid



Activity



Q & A



Work Sheet



2 Grade Level

PREPARE WITH THE TRUTH

“Therefore you shall lay up these words of mine in your heart and in your soul... you shall teach them to your children.” —Deuteronomy 11:18–19

Please take time to prepare your mind and heart to accurately handle the truths of God’s Word (2 Tim. 2:15). Read through the Bible background and study the truths contained in this lesson. Crucial background information is included here that will aid you in understanding the Scripture.

Bible Background

Introduction

Between Matthew 8 and 9, Matthew records ten miracles to demonstrate Jesus’ authority as the Messiah, the Son of God. Instead of organizing these miracles chronologically, Matthew records them topically. A comparison of Matthew’s telling of Jesus’ miracles with those in Mark and Luke reveals that Jesus’ calming of the storm and casting out of the demons into the swine (Matt. 8:23–34) occurs after Jesus’ healing of the paralytic (Matt. 9:2–8) but before His raising of Jairus’ daughter from the dead (Matt. 9:18–26). By placing many miracles in quick succession, Matthew emphasizes the extent of Jesus’ authority. Not only does Jesus have the power to heal from a distance (Matt. 8:5–13), to stop a storm (Matt. 8:23–27) and to cast out demons (Matt. 8:23–34), but the Son of Man also has the authority to forgive sins.

Jesus’ Authority Exercised (Matt. 9:2)

After recording Jesus’ return to Capernaum from the opposite shore of the Sea of Galilee (Matt. 9:1), Matthew quickly begins to tell another of Jesus’ miracles. Matthew simply says, “Then behold, they brought to Him a paralytic lying on a bed.” Because he is eager to proclaim another aspect of Jesus’ authority, Matthew leaves out many of the fascinating details included by Mark (2:1–12) and Luke (5:16–26). Jesus was preaching inside a house, surrounded by Pharisees and teachers of the law (or scribes) who had “come out of every town of Galilee, Judea and Jerusalem” to hear Jesus (Luke 5:17). The religious leaders were only part of the massive crowd which made it impossible for anyone else to enter through the door (Mark 2:2). Because of the crowd, four men could not carry their paralyzed friend before Jesus to be healed by Him (Mark 2:3; Luke 5:18). Confident that Jesus could heal the man, the men carried their friend to the rooftop (where people commonly relaxed in the evening), removed tiles from the roof, and lowered the paralyzed man upon his bed into the house where Jesus was teaching (Mark 2:4; Luke 5:19).

The dramatic effort upon the part of the men revealed their faith. Matthew writes that “when Jesus saw their faith, He said to the paralytic, ‘Son, be of good cheer; your sins are forgiven you’” (Matt. 9:2). Jesus’ response to the men’s faith is surprising. While neither Matthew, Mark or Luke mention the men asking anything from Jesus, the men had obviously come for the paralyzed man to be healed. But Jesus knew the man had a more pressing need. He knew the bed-ridden man was afraid to be in the Messiah’s presence. He knew that the man was conscious of his wickedness. He knew the man had responded not only to Jesus’ ability to heal but also to His preaching of repentance. Aware of the man’s fear and concern, Jesus first comforted the man by calling him son (the term actually referring to a child

of any sex or age) and then telling him not to be afraid. Then Jesus pronounced the sweetest, most precious words: “Yours sins are forgiven.” The Messiah had come to “save His people from their sins” (Matthew 1:21) and now the Son of God had actually declared someone forgiven. Jesus had exercised His authority to forgive a man.

Jesus’ Authority Challenged (Matt. 9:3)

Both scribes and Pharisees were appalled at what they had just heard (Matt. 9:3; Luke 5:21). Scripture clearly teaches that only God can forgive a man’s sin. In Isaiah 43:25, God says, “I, even I, am He who blots out your transgressions for My own sake; and I will not remember your sins.” Micah 7:18 asks, “Who is a God like You, pardoning iniquity and passing over the transgression of the remnant of His heritage?” The scribes and Pharisees reasoned to themselves that Jesus had blasphemed since no one can forgive sins but God alone (Matt. 9:3; Mark 2:6–7). The logic of the scribes was right to an extent: only God can forgive sins. But their conclusion was wrong. Jesus was not guilty of blasphemy because He is God and does have the authority to forgive. Instead of correctly evaluating that Jesus must be God, they shamefully criticized the Messiah of blasphemy.

Jesus’ Authority Demonstrated (Matt. 9:4–8)

Although the scribes kept their criticisms to themselves, Jesus knew how wicked their thoughts were (Matt. 9:4). The scribes were the ones with the blasphemous thoughts. Jesus confronted the perverse scribes by challenging their reasoning. He asked, “For which is easier, to say, ‘Your sins are forgiven you,’ or to say ‘Arise and walk?’” (Matt. 9:5). The scribes had most likely seen Jesus do healing miracles and accepted His power to heal. In the past, God had healed through other prophets like Elijah and Elisha. But Jesus’ claim to forgive sins made him unique. While other prophets had pronounced God’s willingness to forgive or announced that God had forgiven, none had ever himself forgiven sins committed against God. Jesus was the first and only. The scribes understood that forgiving sins was obviously impossible for man, but that God had given some prophets the ability to heal. They would have answered Jesus’ rhetorical question by claiming it was easier to say, “Arise and walk.”

Jesus then proceeded to demolish their wicked thoughts by also doing the easier thing. Before healing the man, Jesus told them the purpose of what he was about to do: “But that you may know that the Son of Man has power on earth to forgive sins” (Matt. 9:6). Jesus then commanded the paralytic, “Arise, take up your bed, and go to your house.” The paralyzed man did exactly as Jesus said: “He arose and departed to his house” (Matt. 9:7). (Luke also describes that the man picked up his mat and went away glorifying God (Luke 6:25).) After seeing the miracle, the scribes were left without a defense. Jesus claimed that by healing the man the scribes would know that Jesus, the Son of Man, had the power to forgive. When Jesus did the easier of the two things, He proved He could also do the more difficult. No one could both claim God’s power to forgive and exercise God’s power to heal unless that person’s claim was truth. Jesus’ authority to forgive was authenticated by His authority to heal. The scribes had already determined that only God could forgive. They were now faced with whether they would accept that Jesus was God.

Although the scribes and Pharisees’ response to this miracle is not recorded, the Gospels show how they tried to get around Jesus’ perfect reasoning. Since Jesus’ miracles authenticated His claims to deity, the religious leaders attempted to discredit His miracles. Their attempts included foolishly attacking Jesus’ Sabbath healings by claiming He broke the Law, criticizing that Jesus cast out demons

through Satan's empowerment, or trying to discredit the testimony of those who had been healed. The leaders could not deny that Jesus was doing miracles and thus desperately tried to discredit those miracles. No wonder Jesus prophesied that their judgment would be worse for having seen so many miracles while continuing in their rejection of Him as their King (Matt. 11:20–24).

When those gathered around Jesus saw what had happened, "they marveled and glorified God, who had given such power to men" (Matt. 9:8). Luke 5:26 adds that the crowds "were filled with fear, saying, 'We have seen strange things today!'" The crowd was shocked. Not only could Jesus heal the body, but He could also forgive sins. They stood in awe of Jesus and were afraid to be in His presence. Their reaction was much like the disciples on the boat after Jesus calmed the storm (Matt. 8:27). Like the disciples, the crowds were shocked at this Man who was unlike anyone they had ever seen or known. The people glorified God, recognizing that God had not only given the Son of Man the authority to heal but also the authority to forgive.

Conclusion

Although the people were in awe of what they had seen and heard, it is unlikely they had yet come to the scribes' conclusion that Jesus' forgiving the man was a claim to deity. Even the disciples were still growing in their knowledge of Jesus as both the Son of Man and the Son of God. Because He is God, Jesus has the authority to forgive. No one will be forgiven who does not come to Jesus as He commanded. Anyone who is horrified by the knowledge that they have rebelled against their Creator and who is willing to repent and love God more than themselves can turn to Jesus for forgiveness. They can rejoice that Jesus will forgive all who come to Him because He was crucified and rose again. Those who have already turned to Christ for forgiveness must continue to turn to Him for forgiveness of those sins committed after salvation. They also must be humble enough to accept the forgiveness that Christ promises to those who repent.

POINT TO THE TRUTH

*"Give ear, O my people, to my law; incline your ears to the words of my mouth."
—Psalm 78:1*

This section includes questions to review last week's lesson and ideas to prepare students for this week's lesson. Choose from the following ideas to point to the truths of this lesson.



Review Questions

Why did the disciples become afraid when sailing across the lake?
The Bible says that a great storm caused the waves to sweep over the boat.

What did the disciples find Jesus doing during the storm?
The disciples found Jesus sleeping on the boat.

Why did the disciples awake Jesus?
The disciples awoke Jesus because they knew He had the power to save them. Because they were afraid of dying in the great storm they asked Jesus for help.

What did Jesus do next?

He commanded the storm to be calm.

Who did Jesus see on the other side of the lake?

Jesus met two demon-possessed men coming from the tombs.

What did the demons ask Jesus?

The demons begged Jesus to cast them into a herd of pigs and they went off a cliff into the water.



Which Is Easier?

Ask the children a series of questions about which is easier to do. For instance, jumping on two feet or hopping on one foot; coloring with crayons or painting with paint and brush; say simple sentence or tongue-twister. Teacher may ask for volunteers to try each thing. Finally, ask children which is easier, to heal a paralyzed man or forgive his sins? (Both are impossible for us, but just pretend.) That's what we'll talk about in today's lessons.



Don't Move a Muscle!

Have the students lay on the floor, pretending to be paralyzed. This is a good time to explain the condition of paralysis to the children. Once all are in place ask them to think about what it would be like not to be able to move. Give some different situations that the students often take their ability to move for granted. Explain that in today's story we will be learning about what the friends of one paralyzed man did to get him to Jesus.



Blasphemy

To blaspheme means to speak against, to speak irreverently or disrespectfully about God. The Jews accused Jesus of this because He was claiming to forgive sins, something which only God had the right to do.



1

You Can See but Do You Know?

Jesus saw the faith of those who brought the paralytic to Jesus and He knew what the Pharisees were thinking. While the faith of the paralytic may have been evident to all, the thoughts of the Pharisees were certainly not. Play a game of “I spy” and have the children try and guess what you have seen. Then have them try to guess what you are thinking about. Can anybody know what we are thinking about all the time? In today’s lesson we will learn about someone who knows all our thoughts.



Knowing Our Thoughts

Here is a very simple game which can be used to emphasize the uniqueness of Christ. Present the children with a few small prizes they will be excited about and

eager to win. Tell the children that all they need to do to win the prize is guess what you are thinking. Have the children wait as you think of a number one through ten. After you pick out the number, have the children guess until one of them guesses correctly and wins a prize. Play the game the second time by picking a letter of the alphabet. When you play the third time, have the children simply try to guess what you are thinking. Of course, the children will not be able to. When the children finally give up (or you run out of time!), tell the children how people can guess what someone is thinking but only God knows what someone is thinking all the time. Tell the children that in today's lesson they are going to learn about how Jesus knew what people were thinking even when they didn't say anything. (Give the one prize left to the student who was following the rules well.)



Paralytic Relay

Divide the class into two teams. Put the class into two single file lines, and set a number of obstacles in front of them (i.e., chairs, other students, or even a maze set up outside. Depending on the number of students on each team, designate several to be paralyzed. The object of the race is to see what team can bring all their paralyzed teammates across the finish line the fastest. If they drop their teammate they have to start all over. After the game, explain to the class why the paralytic's friends had to lower him through a roof in order to see Jesus. The crowds that had gathered around Jesus were so large that they could not get their friend into the room where Jesus was.



Only God Arrows

Materials: photocopy of an arrow for each student on cardstock, craft sticks (or tongue depressors), scissor, and glue

Directions: Prior to the lesson, pass out a craft stick, scissors, glue, and a photocopy of an arrow to each student. Instruct students to cut out the arrows and glue them on the top half of the craft sticks. The stick will serve as a handle. Explain that during the lesson students are to hold up their arrows when they hear the teacher talk about something only God can say or do. As students hold up their arrows, use it as an opportunity to explain why something in the lesson reflects a quality or ability of God alone. Appropriate places for students to hold up their arrows include verse 2b "your sins are forgiven you," verse 4 "knowing their thoughts," verse 6a "Son of Man," and verse 6b "arise, take up your bed, and go to your house."

PROCLAIM THE TRUTH

“Telling to the generation to come the praises of the LORD, and His strength and His wonderful works that He has done.” —Psalm 78:4

This section includes the Bible lesson, lesson questions, and praise and worship ideas. Song suggestions are included that you can use to proclaim your worship to God. Use the lesson questions to check the students’ understanding. This section also includes various presentation ideas to use alongside the teaching time. Read the Bible passage several times before you read these pages. All teaching should be done right from the Bible.

Bible Lesson

Passage Outline

Jesus’ Authority Exercised (Matt. 9:2)

Jesus’ Authority Challenged (Matt. 9:3)

Jesus’ Authority Demonstrated (Matt. 9:4–8)

Introduction

Can you think of some different people who have authority? Maybe you thought of your teacher, policeman, or even your parents? All of these people have authority to do different things. A policeman has the power to protect our city, a teacher to teach us in school, and our parents to instruct us how to live. Each of these people has a title that gives them their authority. Well today we learn of one who has the power to forgive a person of their sin. His title as God’s Son gives Him the authority to do what only God can do, forgive. Let us now look into the book of Matthew and see this incredible power of Jesus the Messiah.



Lead-off Questions (LOQs)

LOQ: What do we find Jesus doing at the beginning of today’s lesson?

Answer: Jesus and his disciples had gotten into a boat and began to sail across the Sea of Galilee. The Bible says that Jesus was traveling back to his own town, Capernaum.

LOQ: What happened to Jesus after He had reached the other side of the sea?

Answer: Matthew records that a group of men came carrying one of their friends to Him. The Bible says that the man was paralyzed and that his friends carried him on a mat because he could not walk on his own.

LOQ: What did Jesus immediately know about these men?

Answer: Jesus saw that the men had great faith. That they would carry their friend all the way to Jesus revealed that they believed that Jesus had the power to heal.

LOQ: What did Jesus do after seeing the faith of these men?

Answer: Matthew records that Jesus encouraged the paralyzed man not to be afraid, for his sins had been forgiven. Because of His faith in Jesus, the paralyzed man’s sins had been forgiven. The Messiah had come to save His people from their sins. This is the first time that we see Jesus exercising His authority to

forgive man. Many people (like Elijah, and Moses) God had given the power to do miracles, but none had shown the power to forgive sin.

LOQ: Why would the paralyzed man have been afraid of Jesus?

Answer: The man would have been afraid of Jesus because he was aware of his sin before the Lord. The paralyzed man not only knew of his need to be healed, but also of his need to be forgiven. He had responded to Jesus' message for the people to repent. Because he was a sinful person, he was afraid to be in the presence of the holy Messiah.

LOQ: What people were around when the men brought the paralyzed man to Jesus?

Answer: In Matthew we see that many people were around Jesus at this time. A crowd had gathered around Jesus after he had gotten out of his boat. Some of the people in this crowd were people from around the area; others were teachers of the law (or Pharisees).

LOQ: How did the teachers of the Law respond to Jesus forgiving the paralyzed man of his sin?

Answer: The teachers of the Law thought that Jesus was blaspheming God. Blaspheming would have been the same thing as cursing God. They knew that only God had the power to forgive sin. Because Jesus had told the man that his sins were forgiven, Jesus was claiming to be God. The teachers of the Law did not understand that Jesus was God. Because they only saw him as a man, they were upset that He would claim to do what only God can do.

LOQ: As the teachers of the Law were thinking to themselves, what do we find Jesus doing?

Answer: Matthew says that Jesus knew their thoughts. He knew that they were upset at Him forgiving the man of His sins. Jesus responds to them by asking them why they would think such evil thoughts. Then He asks them what would be easier, to heal a man or forgive his sin?

LOQ: What does Jesus then do after addressing the teachers of the Law?

Answer: Jesus then turns to the paralyzed man and tells him to pick up his mat and go home. This was amazing since the man had been unable to walk. Jesus had performed another miracle. He healed the paralyzed man and he was now able to stand up and walk home.

LOQ: Why does Jesus choose to heal the paralyzed man?

Answer: Before healing the paralyzed man, Jesus said that he would perform this miracle so that the crowd around Him would know that He had the power to forgive sin. His healing the man would prove that He had the power to forgive. If He were not telling the truth about being able to forgive, he would not have been able to do what only a perfectly holy God can do. Yet his being able to heal the paralyzed man did prove that he was telling the truth. Jesus did have the authority to forgive sin. Thus the man walks away being both healed and forgiven.

LOQ: What was the crowd's response to this miracle?

Answer: The Bible says that the crowd was amazed at Jesus' power to heal and forgive. They even walked away praising God because of what they had seen.

They were amazed that God would give such incredible authority to a man. Despite being amazed, the crowd still saw Jesus as only being a man. They had not yet realized that Jesus was God walking among them.

Summary

Out of the ten miracles recorded in Matthew 8–9, this one is the most amazing. Up until now, Jesus has shown the power to be able to control nature and heal the physically sick. All of these miracles were performed to prove that He was indeed the Messiah. Now Jesus shows that He can heal man spiritually as well. The paralyzed man had a far greater need than not being able to walk. His sin had kept Him separated from God. Jesus meets this man's need by exercising his power as God's Son and forgives the man of his sin. All of Jesus' teaching and preaching for the people to repent was a preparation for this very moment. Jesus, the Messiah, had come into the world to "save His people from their sins" (Matt. 1:21) and now the Son of God had actually declared someone forgiven. Because the paralyzed man had faith in the Christ his sins were forgiven. In this first act of forgiveness, the teachers of the Law accuse Jesus of blaspheming (or cursing) God. The teachers of the Law knew that only God had the power to forgive sin. For Him to claim the ability to forgive was to claim to be God. They had not realized who Jesus was. They only saw Him as a man with the power to perform miracles and thus failed to see Him as being God himself. Because Jesus is God, Jesus did have the power to forgive. This was the very thing that He was sent to do. To prove His authority to be able to forgive, Jesus heals the man of His paralysis right there before the whole crowd. Amazed at what they had seen, the crowd went away praising God that day.

Application

Because Jesus is God, He has the authority to forgive. Anyone who understands that they have sinned against God and desires to repent and love God more than themselves can turn to Jesus for forgiveness. We too can rejoice that Jesus will forgive all who come to Him in faith. If we repent of our sin and have faith that He died and rose again, Jesus is faithful to forgive us of our sins.



PRACTICE THE TRUTH

“That they may set their hope in God, and not forget the works of God, but keep His commandments.” —Psalm 78:7

Choose ideas from this section that review and apply the truths of the Bible lesson.



“Jesus’ Miracles Prove His Words”

Materials: copies of “Jesus’ Miracles Prove His Words” craft pages, scissors, one brad per student, glue, crayons

Directions: Cut out the shape on the first page of the craft along the dark lines. Fold the page in half on the dotted line, so the words are on the front. Once this is finished, you should have three flaps that can be lifted up. Cut out the pictures and verses from the second craft page and glue them under the appropriate flap. Optional: Instead of gluing on the paralyzed man, attach him with a brad so he can either be laying down or standing. Explain to the students how Jesus’s miracles were evidence that He was truly God.



“Arise and Walk”

Materials: blank piece of white cardstock, 2 brads per student, scissors, crayons, paralytic and mat on cardstock

Directions: Give each child a piece of cardstock. Students should color this as a background like they would imagine how it would look in the story. The students can then cut out the paralytic and his mat. One brad should be inserted into the man and the background (at his feet) so that he can lay down and stand up. The second brad should go by his shoulder and should also go through the mat but not the background. This will make the mat appear to be put under his arm when he stands up.



“Jesus’ Miracle Marathon”

Materials: Copy of game board photocopied on cardstock for each team, scissors, masking tape

Advance preparation: Cut out each of the squares from the game board individually. Place each team’s set of squares on the floor in the same order as originally printed on the game board. Measure 15 feet from the game pieces, and mark a line on the floor with masking tape for each team’s starting line.

Directions: Divide the class into equal teams. Instruct students to line up behind the masking tape. Explain the following rules of the game:

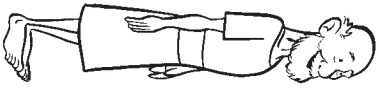
Rules: The first student from each team will run to the game pieces, read the miracle descriptions, turn over the miracles that were NOT recorded in the Bible (leaving the miracles he or she believes Christ really did perform face up), and run back to the team starting line. Teacher’s assistants check the answers while the student runs back to his/her team. If the student got all answers correct, that team wins. If not all pieces are correct, the next student in line must run up and change some answers by turning pieces face-down or face-up. Play continues in this manner until one team gets all of the answers correct.

Correct answers are: Cleanses a leper, Heals a paralytic & forgives his sins, Heals a man’s withered hand on the Sabbath, Heals the Centurion’s servant by just speaking a word, Walks on Water, Heals Peter’s Mother-in Law, Stops blood flow in a woman who had been bleeding for 12 years, Restores sight to the blind, Calms a Storm on the Sea of Galilee, and Casts demons into swine. Please note: Some of the incorrect answers are similar to miracles Christ performed, but the facts describing them are incorrect (i.e. “Allows Peter to catch a fish with a ‘pearl’ in its mouth” should instead state “coin”). Use this game as an opportunity to review Christ’s miracles recorded in Matthew, and discuss why the answers are incorrect.

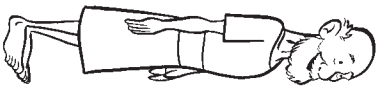
Jesus' Miracles Prove His Words

<p>Jesus' Miracles</p>	<p>Prove</p>	<p>His Words</p>
-------------------------------	---------------------	-------------------------


Jesus' Miracles Prove His Words



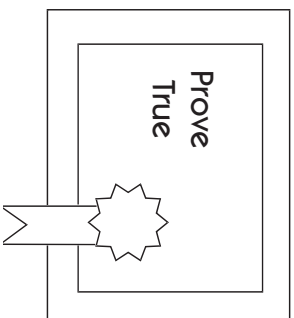
Jesus said to the paralytic, "Arise, take up your bed and go to your house." — Matthew 9:6b




Jesus said to the paralytic, "Arise, take up your bed and go to your house." — Matthew 9:6b




"...that you may know that the Son of Man has power on earth to forgive sins." — Matthew 9:6a



"...that you may know that the Son of Man has power on earth to forgive sins." — Matthew 9:6a



Jesus said, "Your sins are forgiven you." — Matthew 9:2b







Jesus said, "Your sins are forgiven you." — Matthew 9:2b

Arise and Walk



Arise and Walk



Jesus' Miracle Marathon

Cleanses a leper	Heals a paralytic and forgives his sins	Calls fire down from heaven on a group of Pharisees	Heals a man's withered hand on the Sabbath
Jumps off a cliff, but does not fall to the ground	Feeds 300 people with five loaves of bread and two fish	Heals the centurion's servant by just speaking a word	Allows Peter to catch a fish with a pearl in its mouth
Turns vinegar into butter at a feast	Heals 10 sheep that had a bad disease	Raises John the Baptist from the dead	Walks on water
Heals Peter's mother-in-law	Heals a woman who had been bleeding for 12 years	Stops a volcano from erupting	Restores sight to the blind
Walks on hot coals without burning His feet	Calms a storm on the Sea of Galilee	Heals a girl with a broken leg	Casts demons into swine

Jesus *forgives* sin



Matthew 9:2–8

Name _____

1. Why did the paralyzed man's friends bring him to Jesus? _____

2. Jesus _____ the paralyzed man's sins.

3. In their thoughts, the scribes accused Jesus of _____.

4. Did Jesus know the scribes' thoughts? _____

5. Fill in the blanks from Matthew 9:6.

“But that you may know that the Son of _____ has _____

on earth to _____ sins’—then He said to the paralytic

‘_____, take up your bed, and go to your _____.’”

6. When the people saw the miracle, they marveled and _____ God.



"Then behold, they brought to Him a paralytic lying on a bed...."
—Matthew 9:2a




**“But that you may know that the Son of Man has power on earth to forgive sins’
—then He said to the paralytic, ‘Arise, take up your bed, and go to your house.’”
—Matthew 9:6**

Whom Shall I Fear? Rescuing Daniel from the Children's Books

by [George Lawson](#)

Of course you know about Daniel and the Lions' Den. Even if you didn't grow up with a high-tech flannel graph presentation in your Sunday-School class, or use your creative genius to turn a paper lunch bag into a ferocious man-eating beast, you could rehearse the story in vivid detail.



But although we are familiar with Daniel's rescue from the Lions' den, he still seems to be trapped in children's books, and is placed on the shelf between other children's stories. The 6th chapter of Daniel is more than a bed-time story, and if I can be honest with you, for a long time I missed the main point.

- **The main point of Daniel 6 is not Daniel's example.**

Was Daniel a great servant of God? Is he worthy of imitation? Absolutely! And there is nothing wrong with imitating the faith of faithful men. That's what we are instructed to do throughout Scripture ([1 Corinthians 4:16](#), [11:1](#); [Philippians 4:9](#)). We need to live lives worthy of imitation and find those who are worthy of imitating. The author of Hebrews reminds us to be "imitators of those who through faith and patience inherit the promises" ([Hebrews 6:12](#)). That's an application of Daniel 6, but it's not the main point.

- **The main point of Daniel 6 is not Daniel's faith.**

That's another application that we can rightfully draw out of this great narrative and that is the aspect that is highlighted in Hebrews 11. In that chapter, known as the hall of faith, we read of men "who by faith conquered kingdoms, performed acts of righteousness, obtained promises, shut the mouths of lions" ([Hebrews 11:33](#)). Daniel is a model of strong and robust faith in God. There is no question that we can learn to trust God from Daniel, but again that is not the main point.



- **The main point of Daniel 6 is not Daniel's courage.**

Is Daniel an example of courage? You better believe he is. In [Daniel 6:10](#), after he learned about the king's decree, his very first act was to pray. If that's not an iron will, I don't know what is.

All of these are lessons that we can learn from Daniel 6, but if we miss the point at the end of the story we are missing the **main point!** What was it that struck King Darius as he walked away from the lions' den? What words did Daniel record, as a fitting conclusion to this chapter? What are we supposed to take away from this narrative? Listen to this...

“Then Darius the king wrote to all the peoples, nations, and men of every language who were living in all the land: “May your peace abound! I make a decree that in all the dominion of my kingdom men are to fear and tremble before the God of Daniel...” (Daniel 6:25-26^L).

• **The main point of Daniel 6 is Daniel's God!**

That's the main point that Darius walked away from the den with, and that's the main point that Daniel wants us to walk away from this chapter with. The great impression on Darius was not Daniel's example, Daniel's faith or Daniel's courage, but rather the sovereign God that Daniel served. Do you fear and tremble before a sovereign God? Is that what you usually think of when you think of Daniel and the Lions' den? I'm all for helping kids get a good night's sleep, but let's not be satisfied with answering the question “Where's God when I'm afraid?” Let's ask the more important question, “Who's afraid of my God?”